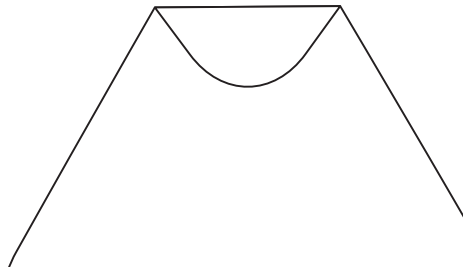
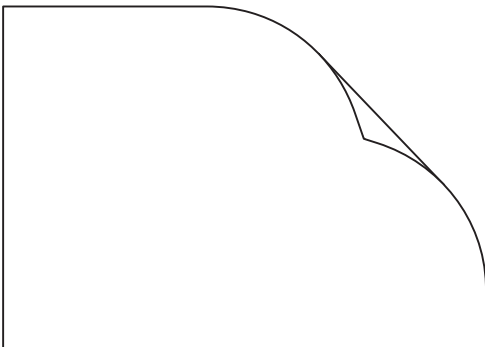



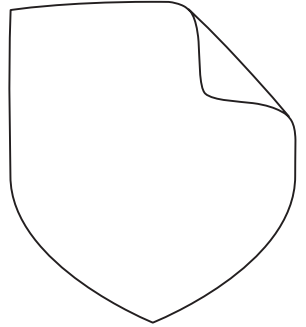





**Labels and
Stickers
Sample Pack**

**we'll stick
around and
see you
through**



Our range of roll labels and stickers encompasses a vast selection of materials. Every different self-adhesive substrate is designed for a specific use.

The Labels and Stickers Sample Pack allows you to feel all the materials with your own hands, see the various finishes up close and compare the papers and other materials, so you can choose the best option for each project.



stick
to your
plan



D01



A12

18 pt we'll stick
36 pt to your
54 pt plan



18 pt we'll stick
36 pt to your
54 pt plan

A09

18 pt
36 pt
54 pt

A04



54 pt

A07

Contents

07 What's inside the sample pack

08 Choosing the right material

Roll Labels

14 Interpretation guide

22 Deluxe White Polypropylene

26 Deluxe Transparent Polypropylene

30 Deluxe Silver Polypropylene

34 Transparent Refix Electrostatic Film

38 Coated Paper

42 Removable Coated Paper

46 Uncoated Paper

50 Natural White Paper

54 Natural Greaseproof Paper

58 Betulla Laid Paper

62 Satin Paper

66 Black Pulp-Dyed Paper

Stickers

- 72** Interpretation guide
- 76** White Polypropylene
- 78** Transparent Polypropylene

Finishes: lamination

- 88** Gloss Lamination
Matt Lamination
- 89** Soft Touch Lamination






What's inside the sample pack

What's inside

18 samples and one brochure

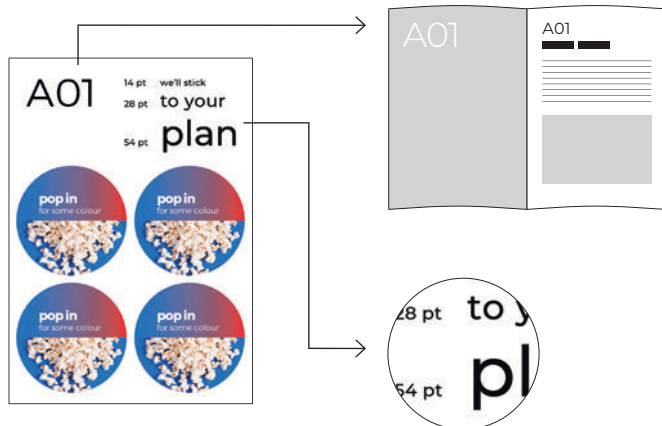


Code

Find the code for each model in the brochure to discover all the details.

Text

Check the legibility of text on the samples.



Choosing the right material

Water- and ice-resistant



A10 Betulla Laid Paper



A09 Natural Greaseproof Paper



A13 Black Pulp-Dyed Paper

Stain- and oil-resistant



A09 Natural Greaseproof Paper



A12 Satin Paper



A01 Deluxe White Polypropylene

Sophisticated



A13 Black Pulp-Dyed Paper



A12 Satin Paper



A03 Deluxe Silver Polypropylene

Affordable



A07 Uncoated Paper



A05 Coated Paper



A06 Removable Coated Paper



A02 Deluxe Transparent Polypropylene

Transparent



A02 Deluxe
Transparent
Polypropylene



A04 Transparent
Reflex Electrostatic
Film



B02 Transparent
Polypropylene

Opaque



A13 Black
Pulp-Dyed Paper



A09 Natural
Greaseproof Paper



A12 Satin
Paper



A10 Betulla
Laid Paper

Versatile



A01 Deluxe White
Polypropylene



A05 Coated Paper



B01 White
Polypropylene



A06 Removable
Coated Paper

Metallic colours



A03 Deluxe Silver
Polypropylene

Delivered in sheets

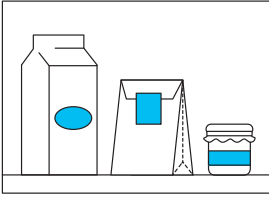


B01 White
Polypropylene




C01 Self-Adhesive
Domed Vinyl

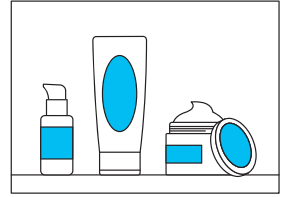
WHEN SHOULD I USE THEM?



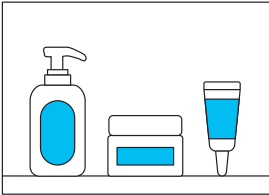
Food packaging



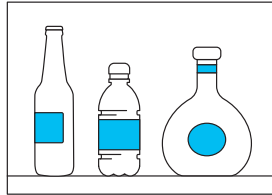
Wine



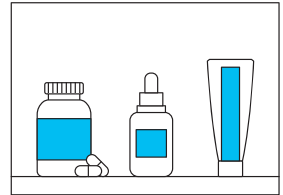
Beauty



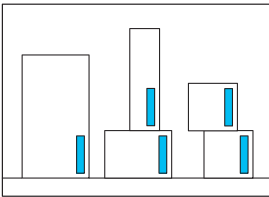
Bodycare




Beer and other drinks



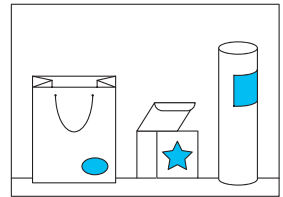
Pharmaceuticals



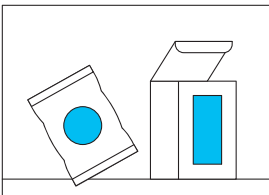
Corporate identity



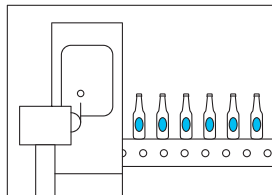
Temporary communication



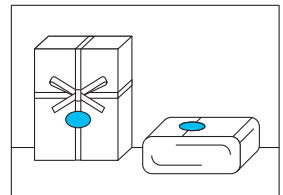
Retail



Packaging



Industry



Sealing boxes



Roll Labels

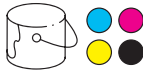




Interpretation guide

Printing technique

Digital printing: this printing process uses HP Indigo technology, and sits halfway between offset and digital printing. It is ideal for commercial or industrial uses that require long print runs and high-quality printing, producing prints with bright colours and a high resolution.

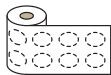


Digital printing

Cutting method

Laser cutting is used for all roll labels. The roll labels have **minimum dimensions of 1 x 1 cm** and **maximum dimensions of 30 x 30 cm**.

Kiss cut with backing left on: the adhesive material is trimmed to the required size and shape, with the backing left in place and the swarf (excess material) removed.

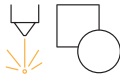


Kiss cut with backing left on

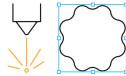
Die cutting

Standard die cut: laser die cutting that offers complete freedom for custom sizes, with a choice of standard shapes (circle, square or rectangle) and no limits on print runs. A cut line is not required in the print file.

Custom shape: laser die cutting that offers complete freedom for custom shapes and sizes and no limits on print runs. A cut line must be provided in the print file.



Standard die cut



Custom shape

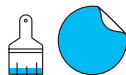
White printing

Selective white: selective white is applied to specific areas of the material, and can be used on its own or as a base for printing. When used with printed designs, the layer of white ink will bring out the images and artwork, ensuring the colour of the material does not alter the design or make it appear dull.

Solid white: solid white is applied to the entire printing surface. It can be used on its own or as a base for printing. When used with printed designs, the layer of white ink will bring out the images and artwork, ensuring the colour of the material does not alter the design or make it appear dull.



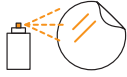
Selective white



Solid white

Protective varnish

A scratch-resistant protective gloss coating can be applied to the label to protect it from scratches and UV light.



Protective varnish

Mirrored printing

This is the ideal printing method for labels that are to be applied to the inside of glass surfaces, to be visible from the outside. It is available for Deluxe Transparent Polypropylene and Transparent Refix Electrostatic Film.



Mirrored printing

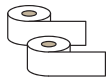
Number of rolls

You can choose to receive one single roll (33 cm high) or to divide it into multiple rolls of various heights: into two (16.5 cm high), three (11 cm high) or six (5.5 cm high) rolls. Each cardboard reel has an internal diameter of 7.6 cm.

The distance between labels can be chosen when ordering: for polypropylene labels the minimum gap is 0.4 cm, while for paper labels it is 0.8 cm.



1 roll (33 cm)



2 rolls (16.5 cm)



3 rolls (11 cm)



6 rolls (5.5 cm)

COMPARISON TABLE

	Protective varnish	Selective white	Solid white	Mirrored printing	Stain- and oil-resistant	Water- and ice-resistant
Deluxe White Polypropylene	●	—	—	—	●	●
Deluxe Transparent Polypropylene	●	●	●	●	●	●
Deluxe Silver Polypropylene	●	●	—	—	●	●
Transparent Refix Electrostatic Film	●	●	●	●	—	—
Coated Paper	●	—	—	—	●	—
Removable Coated Paper	●	—	—	—	●	—
Uncoated Paper	—	—	—	—	—	—
Natural White Paper	●	—	—	—	—	—
Natural Greaseproof Paper	—	—	—	—	●	●
Betulla Laid Paper	●	—	—	—	●	●
Satin Paper	●	—	—	—	●	●
Black Pulp-Dyed Paper	—	●	—	—	●	●



1.



2.

1. Some examples of how roll labels can be used.

2. You can choose between multiple rows of labels or a single row – an automatic labelling machine can be used with the latter.



3.



4.

3. The wide range of materials allows you to customise any type of product effectively and bring out its key features.

4. The deluxe, white, silver and transparent polypropylene labels are also perfect for the cosmetics sector thanks to their water- and stain-resistant material.



1.



2.

1. Roll labels are ideal for customising bottles.

2. Choose from a wide range of papers to achieve your desired tactile and visual effect.



3.



4.

3. Roll labels are widely used in the food and drink sector and can be produced in any shape and size.

4. Deluxe silver and transparent polypropylene create highly sophisticated results when combined with selective white printing.

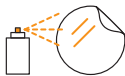


Deluxe White Polypropylene

Glossy white polypropylene with a permanent, highly transparent acrylic adhesive. Its versatility and durability make it suitable for numerous applications, including outdoors.



Detail of the glossy surface of the material.



Protective
varnish



Short runs
available



Up to 1 year
outdoors



Affordable



Versatile



Durable



1.



2.

1. Some examples of how labels made of Deluxe White Polypropylene can be used.

2. Detail of the glossy surface of the material.



3.



4.

3. Deluxe White Polypropylene is extremely versatile and is stain-, oil- and water-resistant.

4. Some examples of the labels used on glass and plastic bottles.

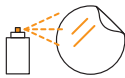


Deluxe Transparent Polypropylene

Glossy transparent polypropylene with a permanent, highly transparent acrylic adhesive, suitable for use outdoors. It can be ordered with mirrored printing, useful if the sticker is designed to be visible from the outside of a glass window.



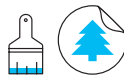
An example of how a label made of Deluxe Transparent Polypropylene can be used. The transparent material means the contents are visible inside the package.



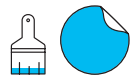
Protective varnish



Short runs available



Selective white



Solid white



Mirrored printing



Up to 1 year outdoors



Durable



Affordable



1.



2.

1. Some examples of how labels made of Deluxe Transparent Polypropylene can be used.

2. Selective white printing can be used to create unique visual solutions that bring out the product's key features.



3.



4.

3. Deluxe Transparent Polypropylene labels are perfect for customising bottles and drinks.

3-4. Two beer labels combining selective white and four-colour (CMYK) printing.



Deluxe Silver Polypropylene

Metallic silver polypropylene with a permanent, highly transparent acrylic adhesive. It is suitable for outdoor use, and is particularly recommended for flexible containers for bodycare, cosmetics and food products.



Detail showing the material's shine.



Protective varnish



Short runs available



Selective white



Up to 1 year outdoors



Metallic colours



Durable



1.



2.

1. Some examples of how labels made of Deluxe Silver Polypropylene can be used.

2. Detail of a label, perfectly suited for applications where a strong visual impact is required.



3.



4.

3. Shaped Deluxe Silver Polypropylene labels, showing the material's special reflective properties.

4. Detail of a round label on a roll, with a 76 mm diameter.

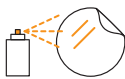


Transparent Refix Electrostatic Film

A 125 µm polyester film treated to cling electrostatically to smooth surfaces (windows, metal and other materials). It can be attached and removed multiple times without leaving a residue. 100% recyclable and PVC free.



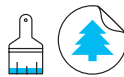
Removing Transparent Refix Electrostatic Film labels is easy, and does not leave a residue on the supporting surface.



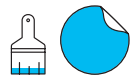
Protective varnish



Short runs available



Selective white



Solid white



Mirrored printing



Doesn't leave residue



1.



2.

1. Some examples of how labels made of Transparent Refix Electrostatic Film can be used. It is the perfect material for temporary communication with a striking visual effect.

2. The labels can be repositioned whenever necessary, and do not leave traces of glue on the supporting material.



3. Transparent Refix
Electrostatic Film labels are perfect for shops and for advertising events and conferences.

4. Detail of a round label
with selective white printing.

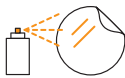


Coated Paper

A standard yet versatile white, self-adhesive and glossy coated paper that produces vivid colours when printed. It is easy to apply to curved surfaces and packaging materials such as cardboard or plastic wraps.



Detail of the coated surface.



Protective
varnish



Short runs
available



Versatile



Vivid colours



Affordable



1.



2.

1. Some examples of how Coated Paper labels can be used. It is the perfect material for applying to plastic film or paper.

2. The labels can be customised however you like, with a shape that matches the design.



3.



4.

3. The ideal labels for customising packaged products.

4. Detail of a round label applied to a product and to some packaging.

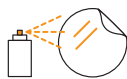


Removable Coated Paper

A glossy, white, coated self-adhesive paper that produces vivid colours when printed. It is suitable for all surfaces and easy to remove without leaving any traces of glue.



The Removable Coated Paper is easy to remove and does not leave a residue.



Protective
varnish



Short runs
available



Doesn't leave
residue



Vivid colours



Affordable



Versatile



1. and 2. Two examples of how Removable Coated Paper labels can be used.



3.

3. Removable Coated Paper labels are suitable for all surfaces and do not leave any traces of glue.



Uncoated Paper

A natural, white, uncoated self-adhesive paper. It is simple and versatile, and recommended for products kept indoors. The surface is unvarnished, meaning it can be written on.



The Uncoated Paper is soft to the touch and can be written on, making it the ideal label for customised products.



Short runs available



Versatile



Affordable



Environmentally friendly



1.



2.

1. Some examples of how Uncoated Paper labels can be used.

2. The natural appearance of these labels makes them perfect for hand-crafted products. They can be customised by hand, for example by writing the expiry or packing date on them.



3. The labels are also ideal for sealing boxes, offering a versatile way to customise wrapped or packaged products.

4. An example of Uncoated Paper labels used to customise baked goods.



Natural White Paper

A white, natural, self-adhesive paper, easy to apply to any type of surface, and ideal for customising any products kept indoors.



An example of how Natural White Paper labels can be used.



Short runs available



Versatile



Environmentally friendly



1.



2.

1. Natural White Paper is particularly suited for use on natural materials such as paper or cardboard.

2. The versatility of this material makes it suitable for an extremely wide range of uses.



3.



4.

3. Some examples of how Natural White Paper labels can be used.

4. The labels give your products a natural and eco-friendly appearance.



Natural Greaseproof Paper

A high-quality, uncoated self-adhesive paper with a protective greaseproof coating, making it resistant to staining. It is particularly suited to labelling products that require resistance to oil and vegetable fats.



An example of how Natural Greaseproof Paper labels can be used.



Short runs available



Durable



Refined feel



Print quality



Solid



1.



2.

1. Some examples of how Natural Greaseproof Paper labels can be used.

2. The labels are stain- and oil-resistant, and particularly suitable for customising food products.



3.



4.

3. The greaseproof treatment ensures the design remains intact in the event of contact with oil or other food substances.

4. Example of the labels used on a bottle.

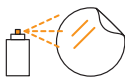


Betulla Laid Paper

A chalk-coloured, self-adhesive 100% cellulose paper treated for mould and damp resistance, ideal for labelling high-end products such as wines and luxury objects. It sticks well to damp surfaces, even at low temperatures.



Detail of the laid surface.



Protective
varnish



Short runs
available



Durable



Refined feel



Print quality



Solid



1.



2.

1. Excellent water and ice resistance makes these labels perfect for customising bottled drinks.

2. Detail of the embossed surface.



3.



4.

3. Some examples of how Betulla Laid Paper labels can be used.

4. Example of the labels used on a jar of marmalade.

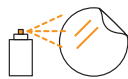


Satin Paper

A pearly-white, embossed, self-adhesive paper with a surface that resembles satin. Particularly suited for use in the wine-making and luxury sectors and for formal occasions.



Detail of the surface with a pearl effect.



Protective
varnish



Short runs
available



Durable



Refined feel



Pearlescent
colours



Solid



1.



2.

1. Some examples of how Satin Paper labels can be used.

2. Detail of the surface with its satin effect.



3.



4.

3. The pearlescent material makes these labels particularly suitable for sophisticated or luxury products.

4. The stylish and classy Satin Paper is ideal for customising high-quality products.



Black Pulp-Dyed Paper

A high-quality, pulp-dyed, black self-adhesive paper. It sticks well to damp surfaces, even at low temperatures, and is highly resistant to immersion in water and ice. It is ideal for applying to dark containers or dark glass, for stylish products and a sophisticated way of getting your message across.



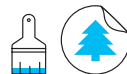
Detail of the pulp-dyed paper, which is black both on its surface and on the adhesive side.



Short runs available



Durable



Selective white



Refined feel



Solid



Print quality



1.



2.

1. Some examples of how Black Pulp-Dyed Paper labels can be used.

2. Detail of a label with selective white printing. This option produces stickers that are completely opaque with bright, solid colours.



3.



4.

3. Black Pulp-Dyed Paper labels, both cut to shape and rectangular. They are perfect for giving wines and spirits an incredibly stylish appearance.

4. Detail of the label showing off the slightly embossed surface and the effect of the Black Pulp-Dyed Paper, which enables labels to be printed with a black edge.

Stickers



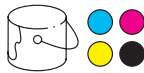
MEMPHIS
POP-UP SHOP
POP-UP SHOP
POP-UP SHOP
POP-UP SHOP



Interpretation guide

Printing technique

Digital printing: this printing process uses HP Indigo technology, and sits halfway between offset and digital printing. It is ideal for commercial or industrial uses that require long print runs and high-quality printing, producing prints with bright colours and a high resolution.



Digital printing

Available models

Die-Cut Stickers: stickers cut fully in your chosen standard or bespoke size and shape.

Kiss-Cut Stickers: stickers on rectangular or square backing, kiss cut in your chosen standard or bespoke size and shape. The swarf (excess sticker material) is not removed from the backing, and the entire surface is printed (both sticker and swarf).

Sticker Sheets: available in three different sizes, they allow you to combine multiple stickers of different shapes and sizes on the same sheet.



Die-Cut Stickers



Kiss-Cut Stickers



Sticker Sheets

Laser cutting is used for all sticker models.

Finishes

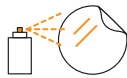
To protect your stickers and make them last longer, you can choose from a range of protective coatings and lamination options, which are also recommended if you want to give the product a unique finish or sophisticated appearance.

Scratch-resistant varnish: Labellife3 scratch-resistant varnish with a gloss finish that protects stickers from scratches and UV light.

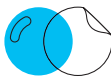
Gloss lamination: transparent protective film with a gloss finish that increases the stickers' strength and durability.

Gloss lamination: transparent protective film with a matt finish that increases the stickers' strength and durability.

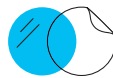
Soft touch lamination: transparent protective film with a soft touch finish. Perfect for protecting the stickers and giving them a sophisticated appearance and wonderful soft feel.



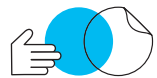
Scratch-resistant varnish



Gloss lamination



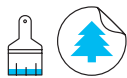
Matt lamination



Soft touch lamination

White printing

Selective white: selective white is applied to specific areas of the material, and can be used on its own or as a base for printing. When used with printed designs, the layer of white ink will bring out the images and artwork, ensuring the colour of the material does not alter the design or make it appear dull.



Selective white

Mirrored printing

Available for Transparent Polypropylene. Ideal for stickers that need to be visible from the outside of a glass surface.



Mirrored printing

Max. and min. sizes

The Die-Cut Stickers and Kiss-Cut Stickers have minimum dimensions of **5 x 5 cm** and maximum dimensions of **30 x 50 cm**, while the Sticker Sheets are available in three different formats: **A5, A4 and A3**.





White Polypropylene

White polypropylene with extra-thick backing to ensure the sticker remains flat. The permanent and ultra-transparent acrylic adhesive has excellent bonding properties.



An example of how White Polypropylene Die-Cut Stickers can be used.

Available models



Die-Cut Stickers



Kiss-Cut Stickers



Sticker Sheets

Features and finish options



From only one copy



Versatile



Up to 1 year outdoors



Durable



Scratch-resistant varnish



Gloss lamination



Matt lamination




Soft touch lamination



Transparent Polypropylene

Transparent polypropylene with extra-thick backing to ensure the sticker remains flat. The permanent and ultra-transparent acrylic adhesive has excellent bonding properties.



An example of how Transparent Polypropylene Sticker Sheets can be used.

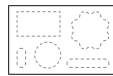
Available models



Die-Cut Stickers



Kiss-Cut Stickers



Sticker Sheets

Features and finish options



From only one copy



Up to 1 year outdoors



Mirrored printing



Selective white



Scratch-resistant varnish



Gloss lamination



Matt lamination



Soft touch lamination



1.



2.

1. Customised Die-Cut Stickers for the corporate identity of a festival.

2. Customised bodycare products.



3.



4.

3. Die-Cut Stickers in various shapes and sizes.

4. Die-Cut Stickers are simple, versatile and durable, ideal for advertising events, festivals, concerts and shows.



1.



2.

1. Various examples of Kiss-Cut Stickers. With this product you can customise the entire surface of the self-adhesive material, including the areas outside the cut line.

2. Sticker Sheets can be used in shops to highlight important product features or for temporary communications.



3.



4.

3-4. Sticker Sheets provide a simple and effective way to add your branding to a range of products. You can print a range of stickers in different shapes and designs on the same sheet, so you always have the sticker you need to hand.



1.

2.



1. An example of a range of notebooks customised using our stickers.

2. A shaped Die-Cut Sticker with an image simulating a texture.



3.




4.

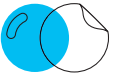
3-4. The stickers can be used in shops to highlight important product features.

Finishes: lamination





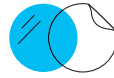
To protect your Stickers
and Special Finish Labels
you can choose from three
types of lamination,
each with a different finish
to give a different look
to your product.




Gloss Lamination



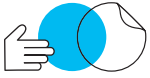
Transparent protective film with a gloss finish that increases the stickers'/labels' strength and durability.




Matt Lamination



Transparent protective film with a matt finish that increases the stickers'/labels' strength and durability.



Soft Touch Lamination



Transparent protective film with a soft touch finish. Perfect for protecting the stickers and the labels and giving them a sophisticated appearance and wonderful soft feel.